

Paediatric Respiratory Pathogen Report

Week 33, 14th August – 20th August 2023

- Pathwest identified 152 cases of paediatric RSV in this reporting week. Both RSV cases and proportion positive is higher than historical levels typically observed during this time of the year.
- Influenza proportion positive decreased this week and has fallen below historical levels usually seen at this time of year.
- PathWest detected 47 influenza cases in paediatric patients this week. Of these, 35 were influenza B, 8 were influenza A/H1, 2 were influenza A/H3 and 2 were influenza A yet to be subtyped.
- Other common respiratory viruses detected in paediatric patients this week were adenovirus (32 cases), parainfluenza (25 cases), rhinovirus (21 cases), and SARS-CoV-2 (6 cases).

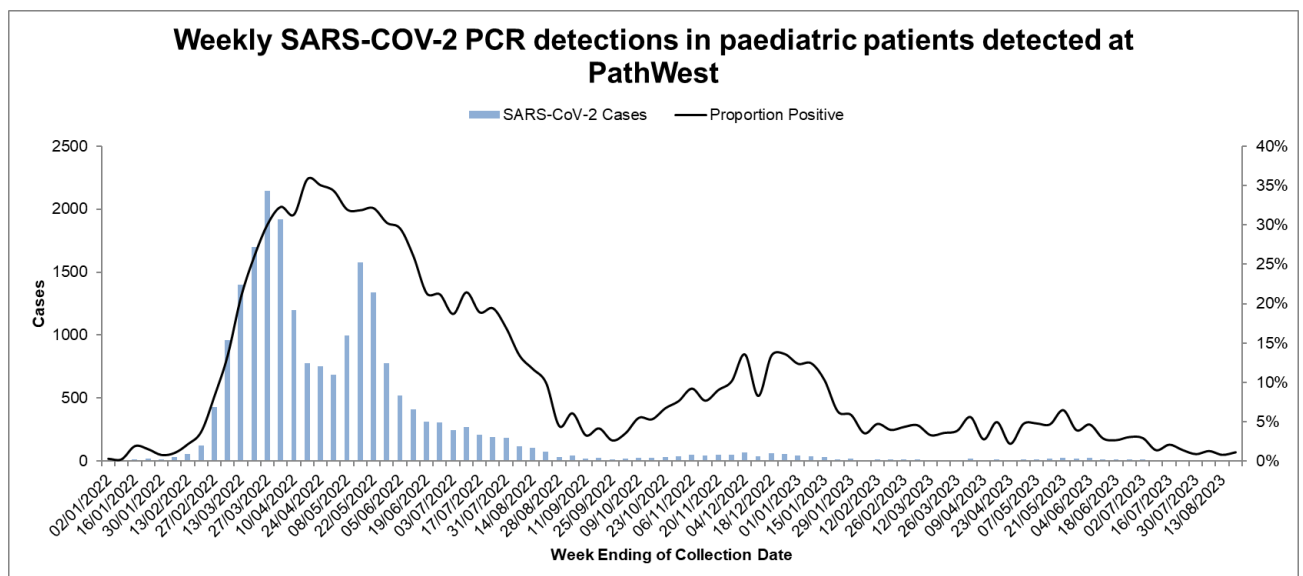


Figure 1: Weekly SARS-CoV-2 detections in hospital attending patients and community paediatric patients. Data is for PCR samples tested by PathWest only.

SARS-CoV-2 cases and proportion positive in paediatric patients remain low this week.

Data is representative of all patients attending a hospital (public or private) in Western Australia, for which a respiratory sample was collected and tested at a PathWest laboratory.

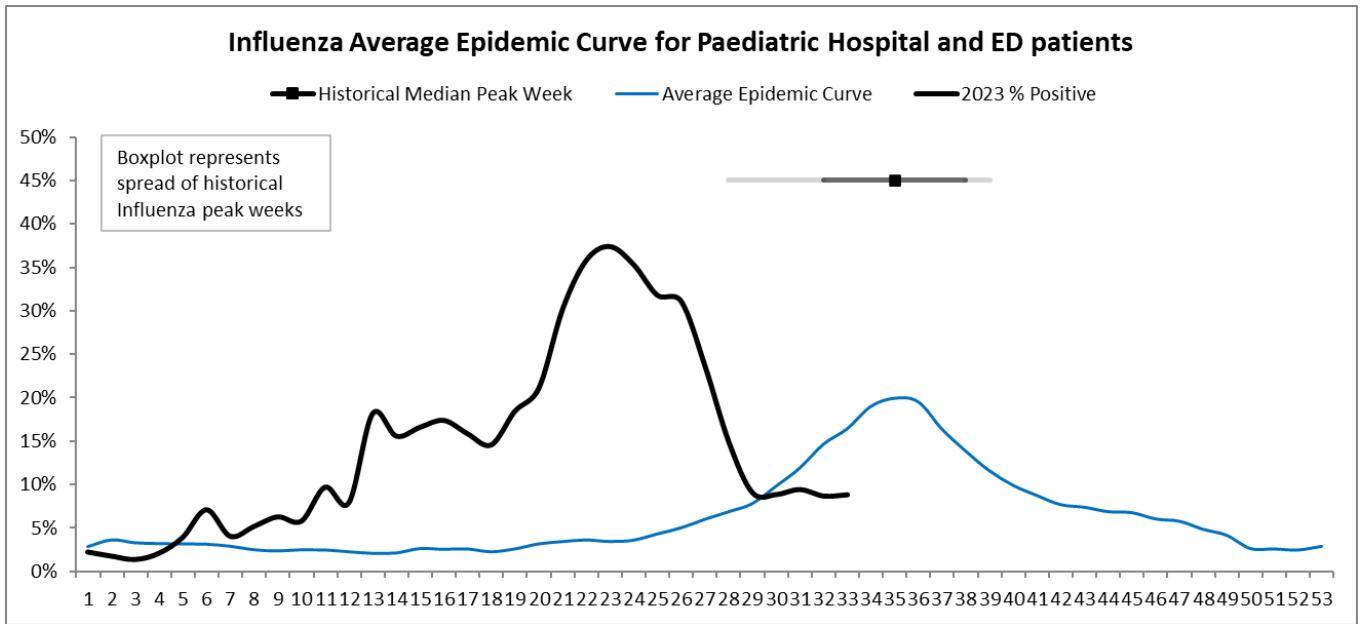


Figure 2: The current season plotted against the Paediatric Influenza Average Epidemic Curve. The average epidemic curve was constructed by averaging historic WA seasons using PathWest data from 2007-2019. Data represents all WA hospitalised, and ED paediatric patients tested by PathWest.

Influenza proportion positive (8.8%) slightly increased this week however is still below levels historically observed at this time of year.

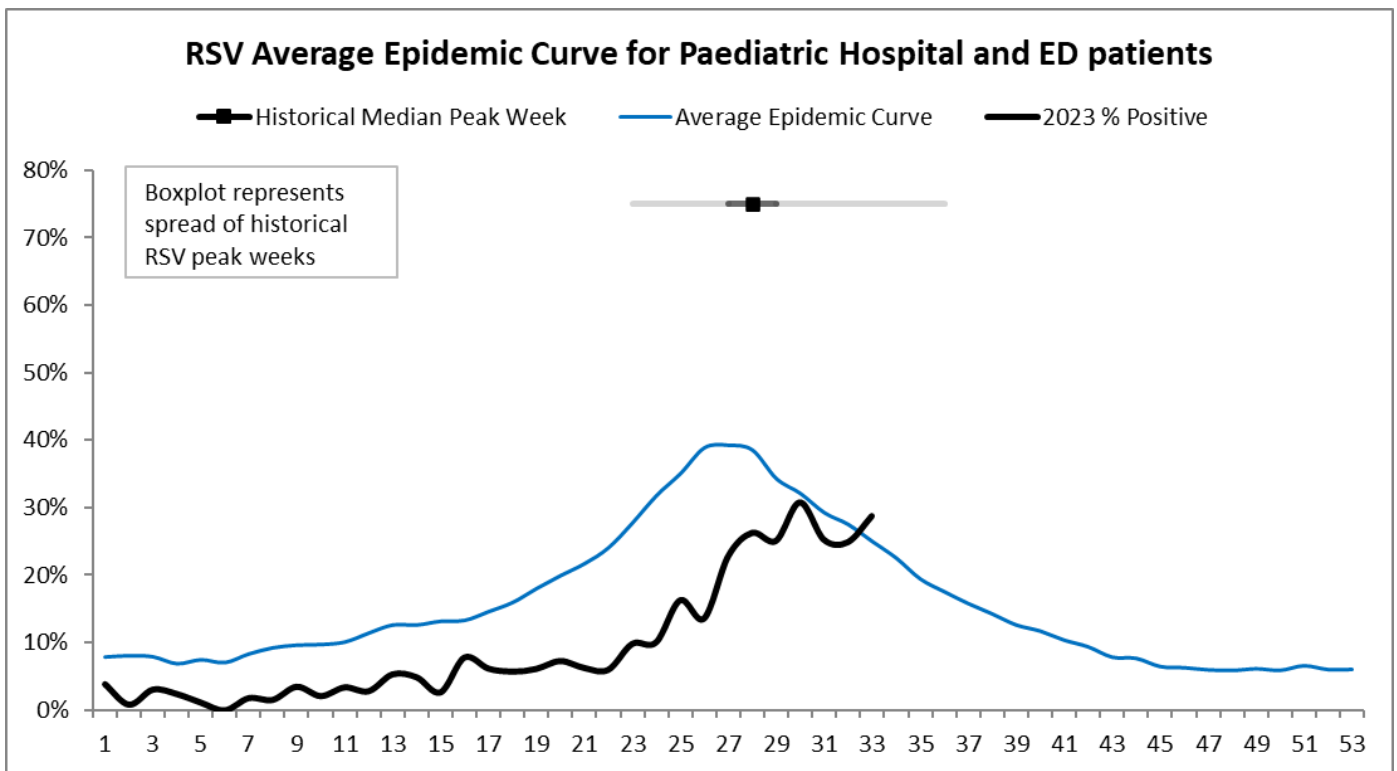


Figure 3: The current season plotted against the Paediatric RSV Average Epidemic Curve. The average epidemic curve was constructed by averaging historic WA seasons using PathWest data from 2007-2019. Data represents all WA hospitalised, and ED paediatric patients tested by PathWest.

RSV proportion positive (28.6 %) is higher than levels historically observed at this time of last year.

Data is representative of all patients attending a hospital (public or private) in Western Australia, for which a respiratory sample was collected and tested at a PathWest laboratory.

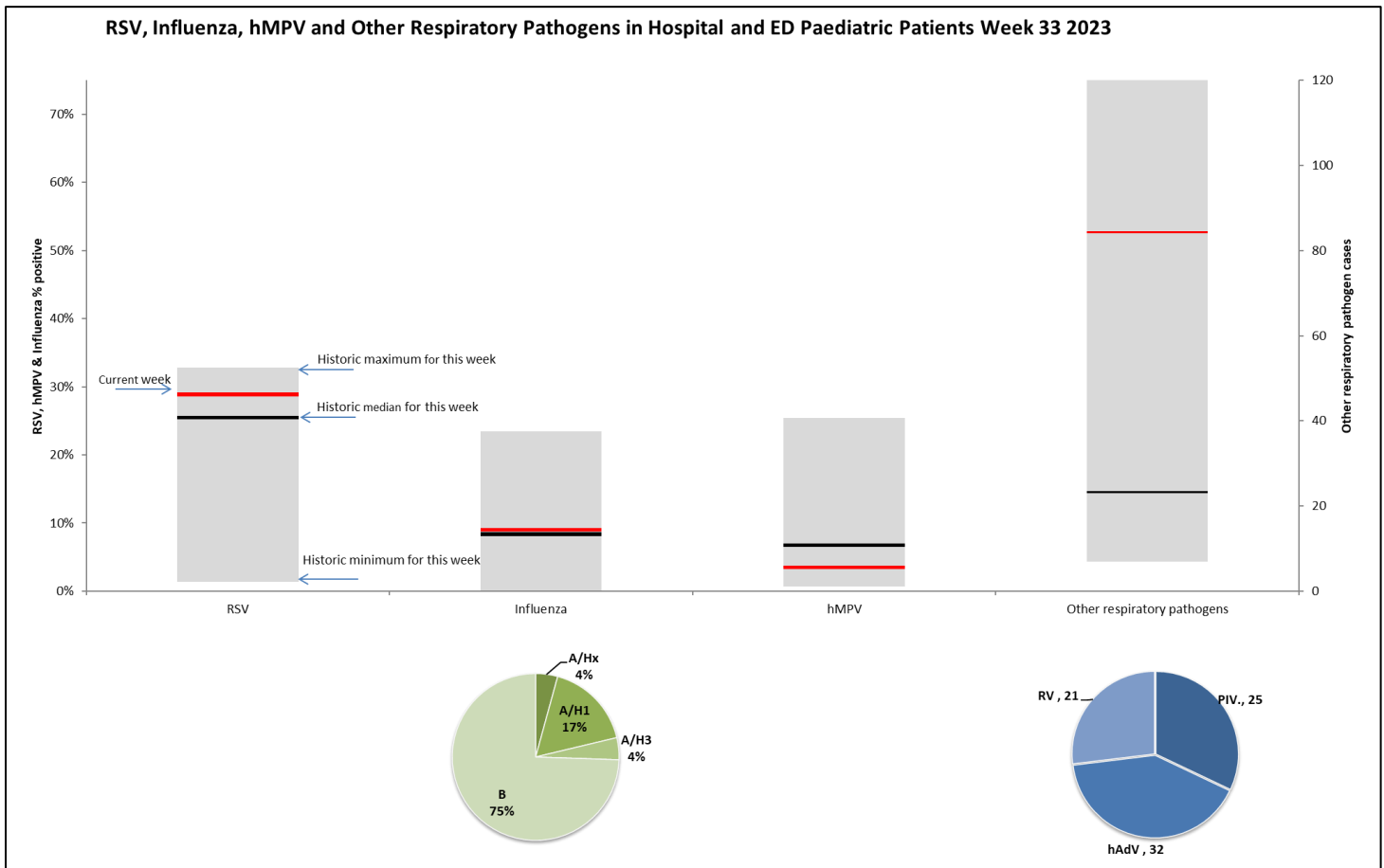


Figure 4: Proportion positive (RSV, hMPV & influenza) or cases (other respiratory pathogens) for the current week (red line) plotted against the historic range (grey box) and median (black line) for this week. Pie charts represent the breakdown of influenza subtypes and the count of other respiratory pathogens. Data represents hospitalised and ED paediatric patients tested by PathWest. Historic data is for years 2007-2019. Please note: Due to the escalation of rapid PCR testing, the number influenza and RSV positive samples which do not receive a subtyping test has increased.

Influenza proportion positive (8.8 %) was slightly higher than the historic median (8.1%) for this week. RSV proportion positive (28.6%) was higher than the historical median (25.21%) for this week. Other respiratory virus detections were higher than the historic median for this week. These detections were predominantly adenovirus, parainfluenza viruses and rhinovirus. Testing for these viruses is currently higher than it has been in previous years.

Data is representative of all patients attending a hospital (public or private) in Western Australia, for which a respiratory sample was collected and tested at a PathWest laboratory.

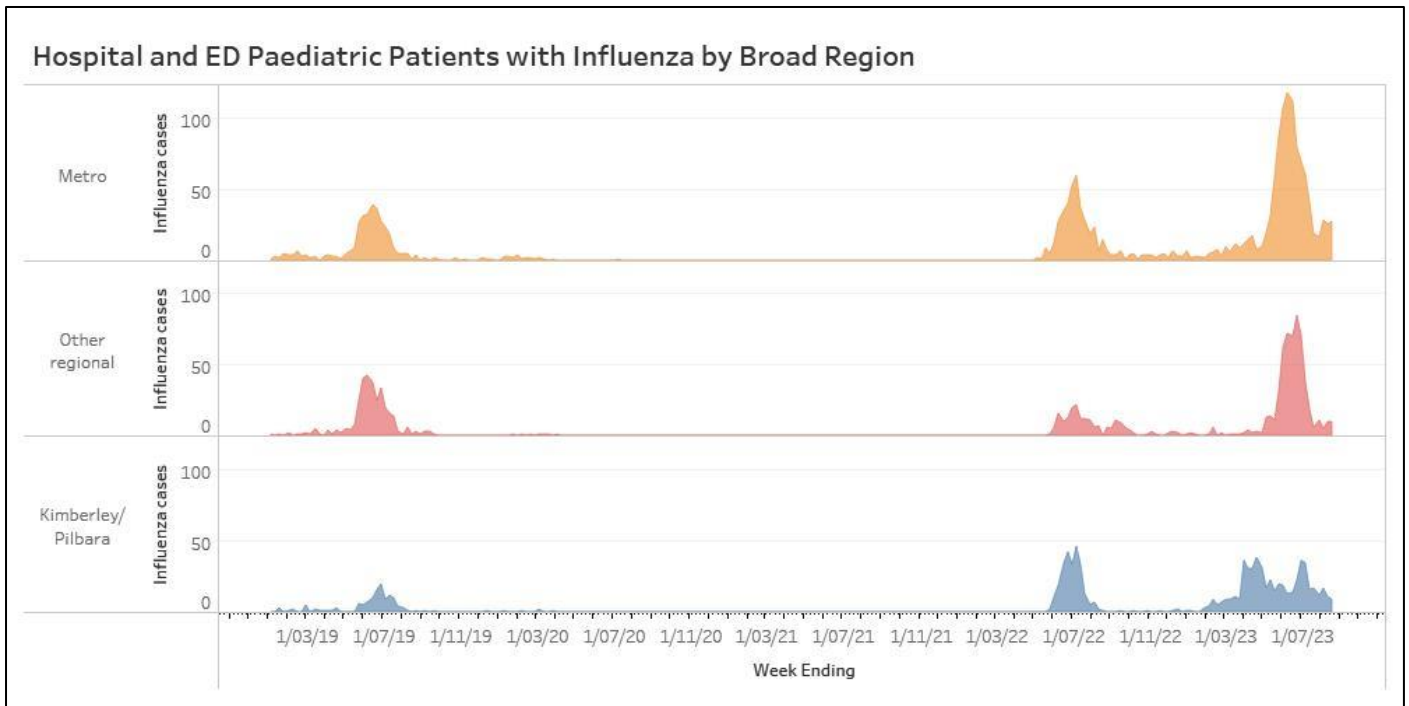


Figure 5: Hospital attending paediatric patients with influenza in Perth metropolitan region, in both Kimberley and Pilbara combined and in the remaining regions combined.

Of the 47 paediatric influenza cases this week, 27 from each of the Metro area, 5 from each of the Pilbara and Kimberley, 3 from each of the Midwest, Goldfields and Southwest and 1 was from Great Southern.

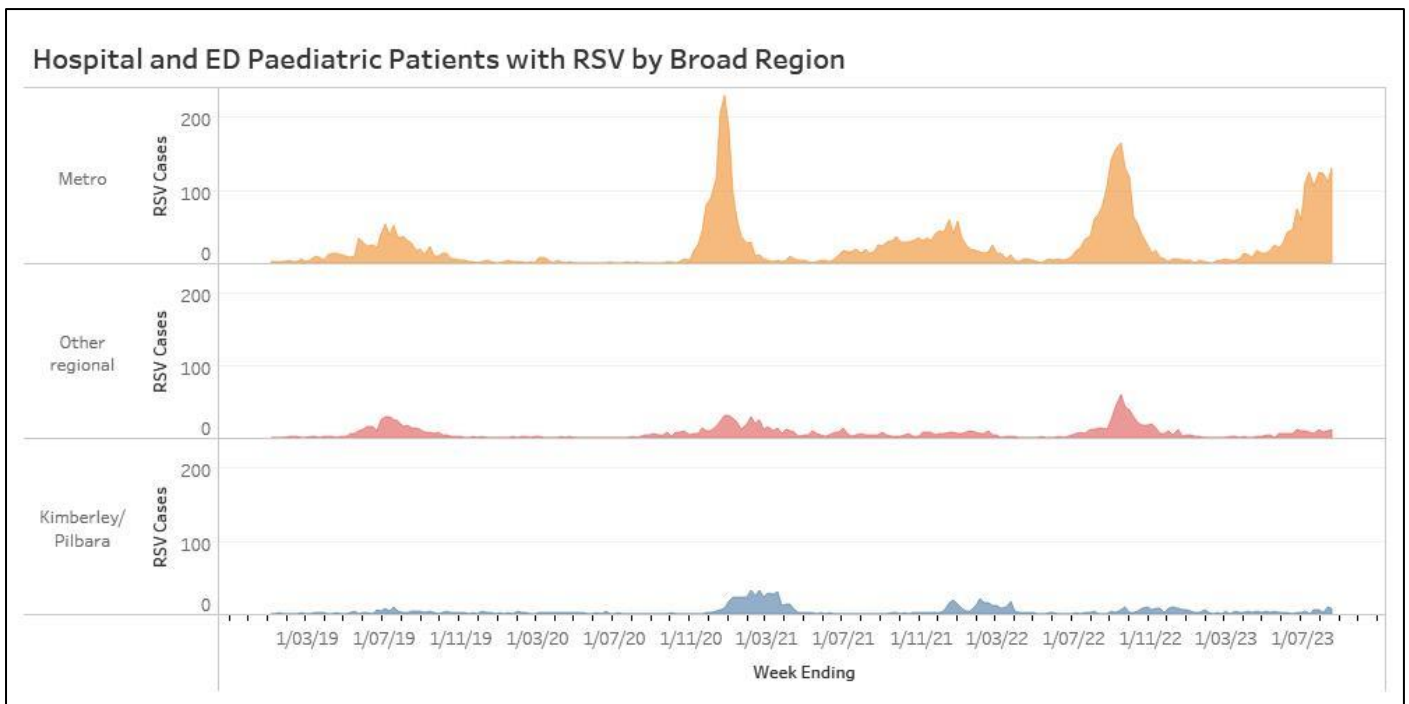


Figure 6: Hospital attending paediatric patients with RSV in Perth metropolitan region, in both Kimberley and Pilbara combined and in the remaining regions combined.

Of the 152 paediatric RSV cases this week, 132 were from the Metro area, 7 from Pilbara, 6 from Midwest, 3 from the Southwest, 2 from Goldfields and 1 from each of Kimberly and Wheatbelt.

Data is representative of all patients attending a hospital (public or private) in Western Australia, for which a respiratory sample was collected and tested at a PathWest laboratory.

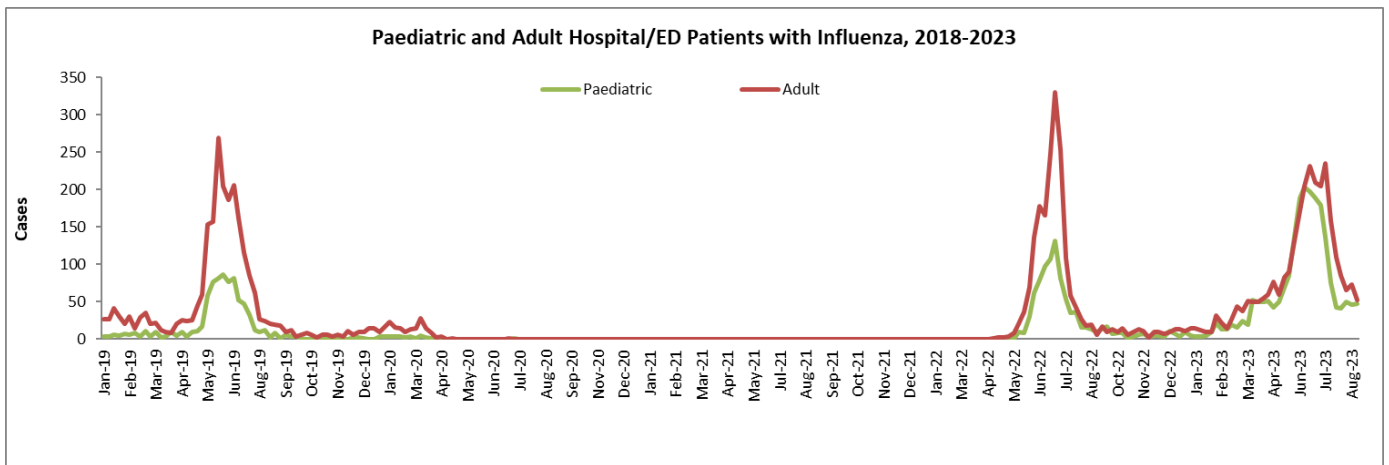


Figure 7: Paediatric and adult hospital attending patients with influenza, 2018-2023.

There were 47 children and 52 adults with influenza who attended a hospital.

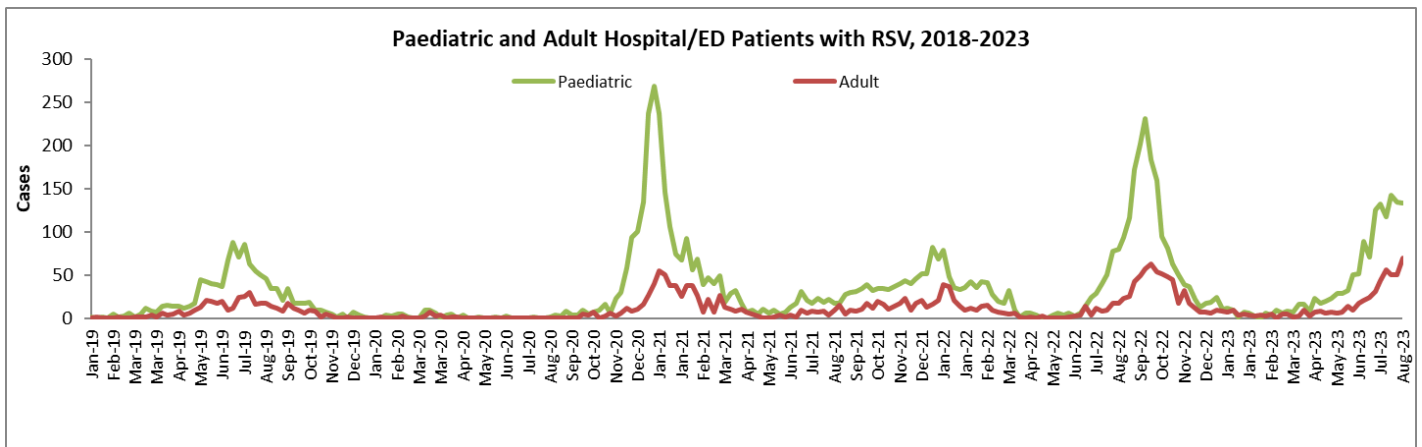


Figure 8: Paediatric and adult hospital attending patients with RSV, 2018-2023.

There were 152 children and 55 adults with RSV who attended a hospital.

Data is representative of all patients attending a hospital (public or private) in Western Australia, for which a respiratory sample was collected and tested at a PathWest laboratory.